




YOUR STEP BY STEP GUIDE TO DANCE TEAM TELE TRYOUTS

1. GET THE WORD OUT!


- Create a social media post listing mandatory tryout meeting date 
- Have team dancers post on their social media accounts
- Tag local dance studios in your post
- Email local dance studios asking them to e-mail meeting details to all incoming freshmen
- Email anyone you know that may be interested in tryouts




2. UPLOAD MATERIALS

- Upload all tryout materials to Google Classroom 


3. PARENT MEETING

- Have tryout parent meeting via Zoom 
- No fee for meetings 40 mins. or less
- Can share computer screen and tryout packet
- Have all dancers download important handouts from google classroom

4. TRYOUT VIDEOS

- Post tryout videos(s) via Google Classroom 
- Keep in mind you may need to structure your tryout differently
- Less may be more
- Use a small dance space for routine(s) keeping in mind that many dancers may not have a large space they can utilize in their home

5. UPLOAD VIDEOS

- Have dancers upload their tryout videos via Google Drive 
- Once the dancer shares their video, you can add it to a folder in your Google Drive
- Collect all tryout videos in your google drive "Tryout" folder